

OPERS Target 2060 Fund

Benchmark

Morningstar Lifetime Mod 2060 TR USD

Overall Morningstar Rating™

★★★

Rated against 99 Target-Date 2060+ funds. An investment's overall Morningstar Rating, based on its risk-adjusted return, is a weighted average of its applicable 3-, 5-, and 10-year Ratings. See disclosure for details.

Morningstar Return

Average

Morningstar Risk

Average

Investment Strategy

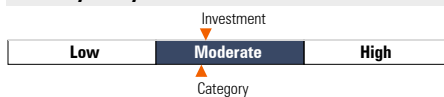
This fund seeks long-term growth of capital with some current income and provides a true 'one decision' diversified investment option for members throughout their working careers. It is automatically adjusted during the course of a specified time period aimed at a target retirement date.

The OPERS Target 2060 Fund should provide a diversified investment that is appropriate for an investor who has a long (retiring between 2058 and 2062) investment period and is very comfortable with fluctuations in the value of their investment.

Category Description: Target-Date 2060+

Target-date portfolios provide a diversified exposure to stocks, bonds, and cash for those investors who have a specific date in mind (in this case, the years 2056-2060 and beyond) for retirement. These portfolios aim to provide investors with an optimal level of return and risk, based solely on the target date. Management adjusts the allocation among asset classes to more-conservative mixes as the target date approaches, following a preset glide path. A target-date portfolio is part of a series of funds offering multiple retirement dates to investors.

Volatility Analysis



In the past, this investment has shown a relatively moderate range of price fluctuations relative to other investments. This investment may experience larger or smaller price declines or price increases depending on market conditions. Some of this risk may be offset by owning other investments with different portfolio makeups or investment strategies.

Best 3 Month Return

 8.88%
(Mar '16 - May '16)

Worst 3 Month Return

 -12.80%
(Oct '18 - Dec '18)

Operations

Prospectus Net Expense Ratio 0.04% of fund assets

 Fund Inception Date 12-04-15
 Total Fund Assets (\$mil) 3.39

Portfolio Manager(s)

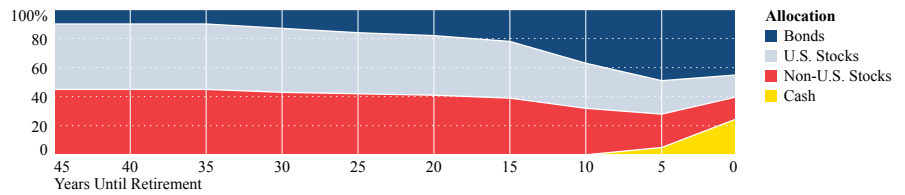
No manager information is available.

Management Company —

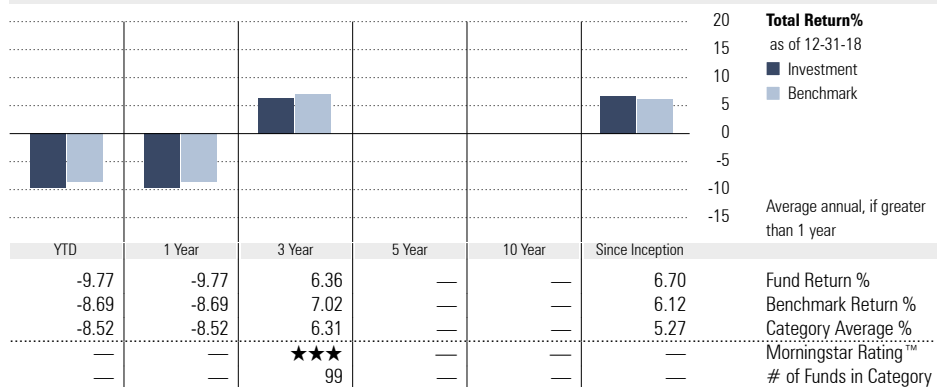
Notes

You should review the Investment Options Disclosures document before making any investment decisions. The Morningstar Rating that is reflected on this page is hypothetical. The Rating is considered hypothetical because Morningstar does not independently analyze the custom fund universe. Rather the Rating is assigned to the custom fund universe as a means to compare the institutional funds with the universe of mutual funds that Morningstar rates.

Allocation of Stocks and Bonds

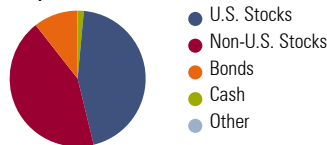


Performance

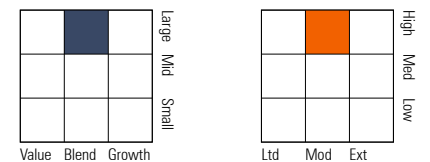


Portfolio Analysis as of 12-31-18

Composition as of 12-31-18



Morningstar Style Box™ as of 12-31-18(EQ) ; 12-31-18(F-I)



Top 10 Holdings as of 12-31-18

Holder	% Assets
BlackRock MSCI ACWI ex U.S. Index F	43.90
BlackRock Russell 1000® Index NL F	26.24
BlackRock Russell 2000® Index NL F	19.55
BlackRock U.S. Debt Index NL F	5.16
BlackRock Govt/Credit Bond Index NL F	5.15

 Total Number of Holdings 5
 Annual Turnover Ratio % —

Morningstar Sectors as of 12-31-18

Sector	% Fund	S&P 500 %
Cyclical	41.37	32.63
Basic Materials	5.78	2.56
Consumer Cyclical	11.66	11.82
Financial Services	19.45	15.83
Real Estate	4.48	2.42
Sensitive	35.97	40.71
Communication Services	3.34	3.58
Energy	5.70	5.32
Industrials	11.32	9.92
Technology	15.61	21.89
Defensive	22.66	26.65
Consumer Defensive	7.91	7.85
Healthcare	11.35	15.46
Utilities	3.40	3.34