

OPERS Target 2060 Fund

Benchmark

Morningstar Lifetime Mod 2060 TR USD

Overall Morningstar Rating™

★★

 Rated against 176 Target-Date 2060 funds. **An investment's overall Morningstar Rating, based on its risk-adjusted return, is a weighted average of its applicable 3-, 5-, and 10-year Ratings. See disclosure for details.**

Morningstar Return

Below Average

Morningstar Risk

Average

Investment Strategy

This fund seeks long-term growth of capital and provides a single diversified investment option composed of stocks and bonds for members during their working careers. It is automatically adjusted during the course of a specified time period aimed at a target retirement date.

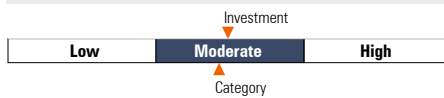
The OPERS Target 2060 Fund should provide a diversified investment that is appropriate for an investor who has a long (retiring between 2058 and 2062) investment period and is very comfortable with fluctuations in the value of their investment.

The asset allocation of the 2060 Fund is established by OPERS general investment consultant New England Pension Consultants. Staff then uses a variety of BlackRock index funds to construct the recommended asset allocation for this fund.

Category Description: Target-Date 2060

Target-date portfolios provide a diversified exposure to stocks, bonds, and cash for those investors who have a specific date in mind (in this case, the years 2056-2060) for retirement. These portfolios aim to provide investors with an optimal level of return and risk, based solely on the target date. Management adjusts the allocation among asset classes to more-conservative mixes as the target date approaches, following a preset glide path. A target-date portfolio is part of a series of funds offering multiple retirement dates to investors.

Volatility Analysis



In the past, this investment has shown a relatively moderate range of price fluctuations relative to other investments. This investment may experience larger or smaller price declines or price increases depending on market conditions. Some of this risk may be offset by owning other investments with different portfolio makeups or investment strategies.

Best 3 Month Return

19.81%

(Nov '20 - Jan '21)

Worst 3 Month Return

-21.46%

(Jan '20 - Mar '20)

Operations

Expense Ratio	0.04% of fund assets
Fund Inception Date	12-04-15
Total Fund Assets (\$mil)	11.86

Portfolio Manager(s)

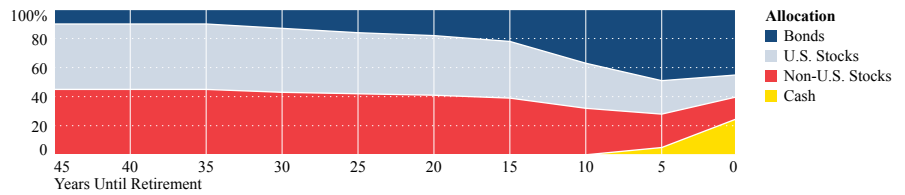
NEPC LLC

Management Company BlackRock

Notes

You should review Investment Disclosures before making any decisions. The Morningstar Rating that is reflected on page is hypothetical, because Morningstar does not independently analyze the custom fund universe. Rather the Rating is assigned to the custom fund universe as a means to compare the institutional funds with the universe of mutual funds that Morningstar rates.

Allocation of Stocks and Bonds

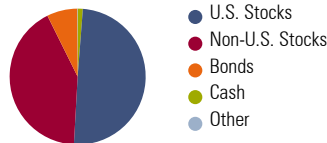


Performance

	YTD	1 Year	3 Year	5 Year	10 Year	Since Inception	Total Return% as of 06-30-21
Investment	11.64	39.21	12.73	13.43	—	12.70	Fund Return %
Benchmark	12.12	38.83	12.96	13.25	—	12.20	Benchmark Return %
Category Average	12.26	38.03	13.90	13.88	—	12.22	Category Average %
Morningstar Rating™	—	—	★★	★★	—	—	Morningstar Rating™
# of Funds in Category	—	—	176	109	—	—	# of Funds in Category

Portfolio Analysis as of 06-30-21

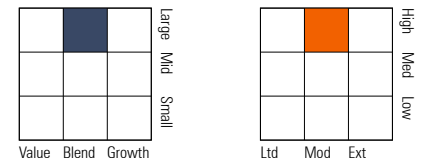
Composition as of 06-30-21



% Assets

U.S. Stocks	49.7
Non-U.S. Stocks	41.8
Bonds	7.2
Cash	1.2
Other	0.1

Morningstar Style Box™ as of 06-30-21(EQ) ; 06-30-21(F-I)



Top 10 Holdings as of 06-30-21

	% Assets
BlackRock MSCI ACWI ex U.S. Index F	42.01
BlackRock Russell 1000® Index NL F	28.26
BlackRock Russell 2000® Index NL F	21.97
BlackRock Govt/Credit Bond Index NL F	3.90
BlackRock U.S. Debt Index NL F	3.85

Total Number of Holdings	5
Annual Turnover Ratio %	—

Morningstar Sectors as of 06-30-21

	% Fund	S&P 500 %
Cyclical	37.32	31.07
Basic Materials	5.25	2.27
Consumer Cyclical	12.03	12.00
Financial Services	15.93	14.22
Real Estate	4.11	2.58
Sensitive	40.11	47.07
Communication Services	7.73	11.14
Energy	3.98	2.85
Industrials	11.35	8.86
Technology	17.05	24.22
Defensive	22.58	21.86
Consumer Defensive	6.58	6.32
Healthcare	13.41	13.09
Utilities	2.59	2.45