



# OPERS Stable Value Fund

**Benchmark**

USTREAS T-Bill Cnst Mat Rate 3 Yr

**Overall Morningstar Rating™****Morningstar Return****Morningstar Risk****Investment Strategy**

The Stable Value Fund seeks to preserve principal value and provide a relatively stable rate of return comparable to investment grade intermediate fixed income yields over two to four years.

The Fund invests in a diversified portfolio of stable value contracts issued by banks, insurance companies and other financial institutions and a variety of fixed income instruments included U.S. Government and agency securities, mortgage-backed securities, asset-backed securities and corporate bonds. The return is affected by the general level of interest rates as well as cash flows, including those from participant contributions, withdrawals and transfers into and out of the Fund.

**Category Description: Stable Value**

Stable value funds seek to provide income while preventing price fluctuations. The most common stable value funds invest in a diversified portfolio of bonds and enter into wrapper agreements with financial companies to guarantee against fluctuations in their share prices. The safety of these funds therefore depends on both the fund's investments as well as the financial strength of the insurance companies and banks that back the wrapper agreements.

**Volatility Analysis**

Risk: Below Average

In the past, this investment has shown a relatively small range of price fluctuations relative to other investments. Based on this measure, currently more than two thirds of all investments have shown higher levels of risk. Consequently, this investment may appeal to investors looking for a conservative investment strategy.

**Operations**

Expense Ratio 0.31% of fund assets  
Fund Inception Date 12-31-02  
Total Fund Assets (\$mil) 128.76

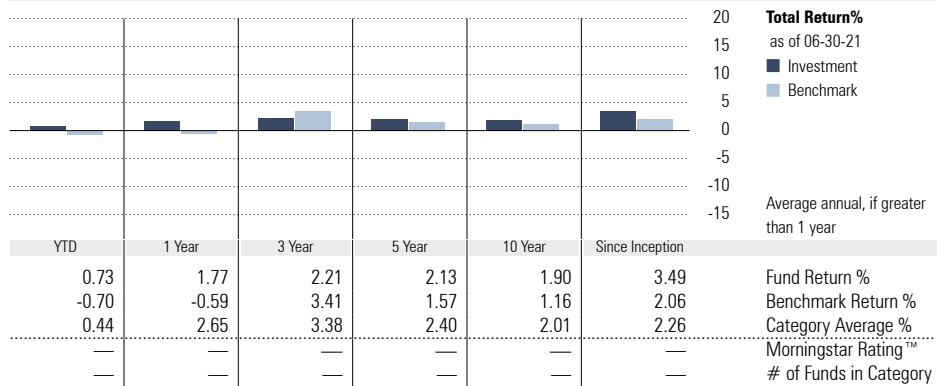
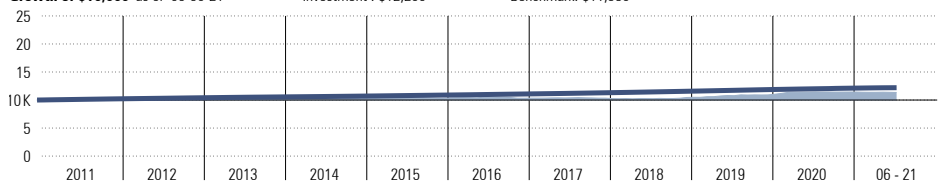
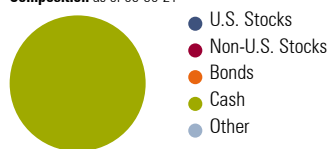
**Portfolio Manager(s)**

Team Invesco

Management Company Invesco

**Notes**

The average expense ratio is approximately 38 bps. This fee includes stable value management, investment manager, wrap contracts and custody costs. Investors' returns are reduced by these fees and the annualized investment performance is reported after the deduction of these fees.

**Performance****Growth of \$10,000 as of 06-30-21****Portfolio Analysis as of 06-30-21****Composition as of 06-30-21****% Assets****Morningstar Fixed Income Style Box™ as of 06-30-21**