

JPMorgan Core Bond Fund

A Shares: PGBOX
R5 Shares: JCBRX

C Shares: OBOCX
R6 Shares: JCBUX

I Shares: WOBDX

R2 Shares: JCBZX

R3 Shares: JCBPX

R4 Shares: JCBQX

Designed to deliver total return from an actively managed portfolio of U.S. investment grade bonds.

Approach

- Invests primarily in a diversified portfolio of intermediate-term, high-quality bonds
- Leverages a team of dedicated credit analysts to employ a value-driven security selection process, with an emphasis on risk management
- Provides exposure across all sectors of the U.S. investment grade market including securities that are not available in the benchmark

Expertise

Portfolio manager(s) and years of experience

Richard Figuly, 33 years
Justin Rucker, 27 years
Andy Melchiorre, 18 years
Edward Fitzpatrick, 27 years

Fund Information

Class launch
February 22, 2005

Share class number
3900

CUSIP
4812C0100

Fund assets
\$52.19 bn

Annual expenses (%)
Gross Expenses: 0.340
Net Expenses: 0.300

Minimum initial investment
\$15M

Ratings

Morningstar Medalist Rating™
Analyst-Driven %
Data Coverage %

GOLD - 02/19/2026
100
100

Morningstar Star Rating
3/31/26

Overall Morningstar Rating™
★★★★

Morningstar Category™
Intermediate Core Bond

Overall Morningstar ratings 4 stars; 417 funds. Three year rating 4 stars; 417 funds. Five year rating 5 stars; 377 funds. Ten year rating 4 stars; 279 funds. Ratings reflect risk-adjusted performance. Different share classes may have different ratings.

Overall Morningstar Rating™ for a fund is derived from a weighted average of the performance figures associated with its three-, five-, and 10-year (if applicable) Morningstar Rating metrics.

Performance Disclosures

Performance quoted is past performance and is no guarantee of future results. Investment returns and principal value will fluctuate, so shares, when sold, may be worth more or less than original cost. Current performance may be higher or lower than returns shown. Call 1-800-480-4111 for most recent month-end performance.

The quoted performance of the Fund includes performance of a predecessor fund/share class prior to the Fund's commencement of operations. Please refer to the current prospectus for further information.

†The 12-Month Rolling Dividend Yield represents the sum of the dividend yield (non-annualized) for the 12 most recent regularly declared income dividends as well as any special income distributions in the intervening period. Dividend yield (non-annualized) is calculated by dividing the dividend per share by the net asset value per share as of the relevant ex-dividend date.

††Important disclosures regarding these yields are set forth on the next page. Please read carefully.

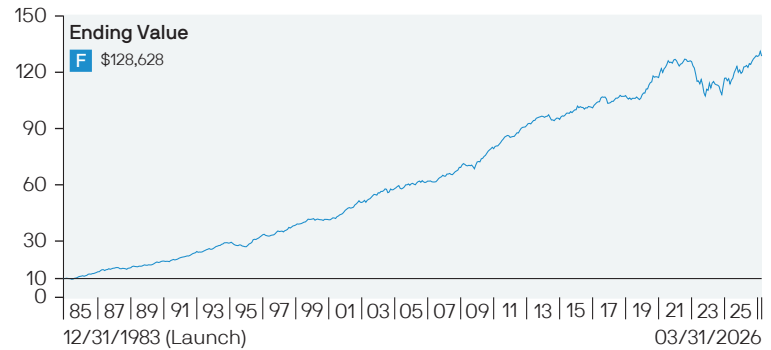
Must be preceded or accompanied by a prospectus.

Performance

F Fund: Class R6 Shares

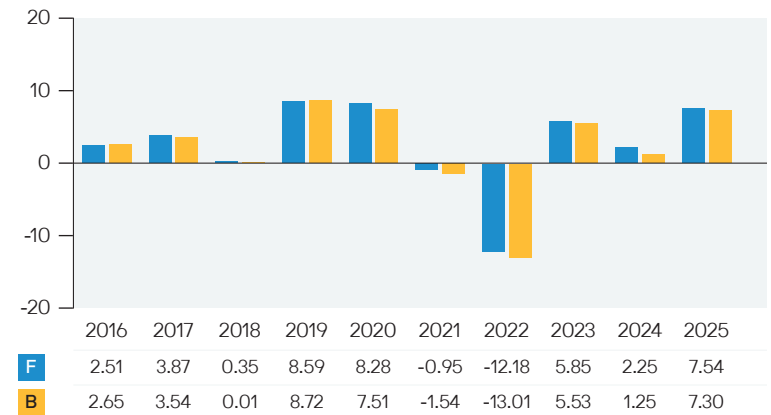
B Benchmark: Bloomberg U.S. Aggregate Index

Growth of \$10,000



Since inception with dividends and capital gains reinvested. There is no direct correlation between a hypothetical investment and the anticipated performance of the Fund.

Calendar Year Performance (%)



Yield (%)

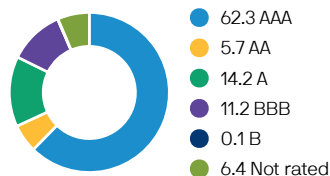
	As of 3/31/26 R6 Shares
30-day SEC yield	4.30
30-day SEC yield (unsubsidized)	4.26
12-month rolling dividend yield†	4.19
Yield to maturity (gross)††	4.99
Yield to maturity (net)††	4.69

Return (%)

		Total Return			Average Annual Return		
		3mos	YTD	1yr	3yrs	5yrs	10yrs
F	at NAV	0.15	0.15	4.57	4.04	0.85	2.17
B		-0.05	-0.05	4.35	3.63	0.31	1.70

Holdings

Credit Quality (%)



Certain holdings may not be included due to de minimis values and rounding. Values may not total 100%.

Maturity (%)

Less than one year	7.1
Years 1-3	25.0
Years 3-5	21.4
Years 5-7	16.6
Years 7-10	30.3
Years 10-20	8.5
Years 20-30	6.3
Years 30+	0.0

Fund exposure may be more or less than 100%.

Sector Allocation (%)

Asset Backed	8.4
Agency Mortgage	25.8
Money Market	0.7
CMBS	4.0
Credit	25.4
Non-Agency Mortgage	3.6
Agency	0.3
Treasury	47.0

Fund exposure may be more or less than 100%.

Portfolio Analysis

Approximate number of holdings	3464
Turnover ratio (trailing 12 months) (2/28/25) (%)	30.00
Average duration (years)	6.11
Average life (years)	6.54
Reporting yield (%)	4.98

Contact JPMorgan Distribution Services, Inc. at 1-800-480-4111 for a prospectus. Carefully consider the fund's objectives, risks, charges and expenses before investing. The prospectus contains this and other fund information. Read it carefully before investing.

Total return figures (for the fund and any index quoted) assume payment of fees and reinvestment of dividends (after the highest applicable foreign withholding tax) and distributions. Without fee waivers, fund returns would have been lower. Due to rounding, some values may not total 100%.

This document is a general communication being provided for informational purposes only. It is educational in nature and not designed to be a recommendation for any specific investment product, strategy, plan feature or other purpose. Any examples used are generic, hypothetical and for illustration purposes only. Prior to making any investment or financial decisions, an investor should seek individualized advice from personal financial, legal, tax and other professionals that take into account all of the particular facts and circumstances of an investor's own situation.

The manager uses credit quality ratings on underlying securities of the portfolio from five major ratings agencies - S&P, Moody's, Fitch, Kroll and DBRS Morningstar. When calculating the credit quality breakdown, the manager selects the highest rating of the agencies that have provided a securities rating. Securities that are not rated by any of the five agencies are reflected as not rated.

Risk Summary

Investments in bonds and other debt securities will change in value based on changes in interest rates. If rates rise, the value of these investments generally drops.

The value of investments in mortgage-related and asset-backed securities will be influenced by the factors affecting the housing market and the assets underlying such securities. The securities may decline in value, face valuation difficulties, become more volatile and/or become illiquid. They are also subject to prepayment risk, which occurs when mortgage holders refinance or otherwise repay their loans sooner than expected, creating an early return of principal to holders of the loans.

Investments in derivatives may be riskier than other types of investments. They may be more sensitive to changes in economic or market conditions than other types of investments. Derivatives may create leverage, which could lead to greater volatility and losses that significantly exceed the original investment.

The Fund could experience a loss and its liquidity may be negatively impacted when selling securities to meet redemption requests by shareholders. The risk of loss increases if the redemption requests are unusually large or frequent or occur in times of overall market turmoil or declining prices. Similarly, large purchases of Fund shares may adversely affect the Fund's performance to the extent that the Fund is delayed in investing new cash and is required to maintain a larger cash position than it ordinarily would.

Annual Operating Expenses

The Fund's adviser and/or its affiliates have contractually agreed to waive fees and/or reimburse expenses to the extent Total Annual Fund Operating Expenses (excluding acquired fund fees and expenses, dividend and interest expenses related to short sales, interest, taxes, expenses related to litigation and potential litigation and extraordinary expenses) exceed 0.300% of the average daily net assets. The Fund may invest in one or more money market funds advised by the adviser or its affiliates (affiliated money market funds). The Fund's adviser has contractually agreed to waive fees and/or reimburse expenses in an amount sufficient to offset the fees and expenses of the affiliated money market funds incurred by the Fund because of the Fund's investment in such money market funds. This waiver is in effect through 10/31/2026, at which time the adviser and/or its affiliates will determine whether to renew or revise it. The difference between net and gross fees includes all applicable fee waivers and expense reimbursements.

Indexes

Mutual funds have fees that reduce their performance: indexes do not. You cannot invest directly in an index.

The Bloomberg U.S. Aggregate Index is an unmanaged index representing SEC-registered taxable and dollar denominated securities. It covers the U.S. investment grade fixed rate bond market, with index components for government and corporate securities, mortgage pass-through, and asset-backed securities.

Ratings and Awards

The Morningstar Rating™ for funds, or "star rating", is calculated for managed products (including mutual funds, variable annuity and variable life subaccounts, exchange-traded funds, closed-end funds, and separate accounts) with at least a three-year history. Exchange traded funds and open-ended mutual funds are considered a single population for comparative purposes. It is calculated based on a Morningstar Risk-Adjusted Return measure that accounts for variation in a managed product's monthly excess performance, placing more emphasis on downward variations and rewarding consistent performance. The top 10% of products in each product category receive 5 stars, the next 22.5% receive 4 stars, the next 35% receive 3 stars, the next 22.5% receive 2 stars, and the bottom 10% receive 1 star. The Overall Morningstar Rating for a managed product is derived from a weighted average of the performance figures associated with its three-, five-, and 10-year

(if applicable) Morningstar Rating metrics. The weights are: 100% three-year rating for 36-59 months of total returns, 60% five-year rating/40% three-year rating for 60-119 months of total returns, and 50% 10-year rating/30% five-year rating/20% three-year rating for 120 or more months of total returns. While the 10-year overall star rating formula seems to give the most weight to the 10-year period, the most recent three-year period actually has the greatest impact because it is included in all three rating periods. Rankings do not take sales loads into account.

The Morningstar Medalist Rating™ is a summary expression of Morningstar's forward-looking analysis of investment strategies using a rating scale of Gold, Silver, Bronze, Neutral and Negative. Medalist Ratings indicate which investments Morningstar believes are likely to outperform a relevant index or peer group average on a risk-adjusted basis over time. Products are evaluated on three key pillars (People, Parent, and Process) which, when coupled with fees, forms the basis for Morningstar's conviction in those products' investment merits and determines the Medalist Rating assigned. Products are sorted by expected performance into rating groups defined by their Morningstar Category and their active or passive status. Analyst-covered products are assigned the three pillar ratings based on the analyst's qualitative assessment, subject to the Analyst Rating Committee's oversight, monitored and reevaluated at least every 14 months. Ratings are assigned monthly for vehicles covered either indirectly by analysts or by algorithm. For more detailed information including methodology, please go to global.morningstar.com/ managerdisclosures.

Ratings and rankings should not be used as the sole basis in evaluating an investment product and should not be considered an offer or solicitation to buy or sell the investment product.

©2026 Morningstar Inc. All rights reserved. Morningstar information is proprietary to Morningstar and/or its content providers, may not be copied or distributed and is not warranted to be accurate, complete or timely.

Definitions

30-day SEC Yield: Represents net investment income earned by a fund over a 30-day period, expressed as an annual percentage rate based on the fund's share price at the end of the 30-day period. The 30-day yield should be regarded as an estimate of investment income and may not equal the fund's actual income distribution rate.

30-day SEC Yield (unsubsidized): Unsubsidized yield does not adjust for any fee waivers and/or expense reimbursements.

Reporting Yield: The lowest potential yield on a bond that can be received on a bond without the issuer actually defaulting.

Duration: Measures price sensitivity of fixed income securities to interest rate changes.

Average Life: The length of time the principal of a debt issue is expected to be outstanding.

Yield to maturity (YTM): is the estimated total return anticipated on a bond or other obligation if the obligation is held until maturity and if all payments are made as scheduled.

Gross YTM is calculated by averaging the YTM of each obligation held in the portfolio (including, if any, convertible bonds, preferred securities and derivatives) on a market weighted basis without the deduction of fees and expenses. Unlike SEC Yield, Gross YTM is a representation of the estimated total return of the bonds and other obligations held in the portfolio as of the month-end shown, whereas SEC Yield approximates the current income generated by the obligations held in the portfolio over a historical 30-day period after the deduction of fees and expenses. Unlike SEC Yield, Gross YTM takes into account derivatives. **Gross YTM and SEC Yield are not a guarantee nor necessarily indicative of future performance or income generation.**

Net YTM is calculated in the same way as Gross YTM except that Net YTM reflects the deduction of fund-level fees, expenses and, if applicable, hedging costs. **Net YTM is not a guarantee nor necessarily indicative of future performance or income generation.**

Certain other funds may calculate YTM differently (e.g., certain other funds may include only certain types of derivatives in the calculation of YTM, whereas the YTM calculation for this fund includes all types of derivatives), and such differences could significantly impact the calculation of YTM, and therefore decrease comparability between YTM for this fund and YTM for other funds.

Entities

J.P. Morgan Funds are distributed by JPMorgan Distribution Services, Inc., which is an affiliate of JPMorgan Chase & Co. Affiliates of JPMorgan Chase & Co. receive fees for providing various services to the funds. JPMorgan Distribution Services, Inc. is a member of FINRA.

J.P. Morgan Asset Management is the brand name for the asset management business of JPMorgan Chase & Co and its affiliates worldwide.

©2026 American Bankers Association, CUSIP Database provided by the Standard & Poor's CUSIP Service Bureau, a division of The McGraw-Hill Companies, Inc. All rights reserved.

If you are a person with a disability and need additional support in viewing the material, please call us at 1-800-343-1113 for assistance.

©JPMorgan Chase & Co., April 2026